



single pedal

Quick Start

WELCOME TO HEUSINKVELD

Congratulations on acquiring this Heusinkveld® single pedal. We hope you will enjoy this top-of-the-line racing simulator product for many years to come.

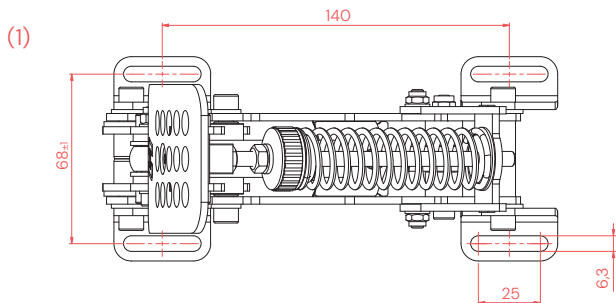
Index

- 2 Mounting your Heusinkveld® pedal
- 4 Connect your Heusinkveld® pedal
- 6 Simucube ActivePedal Connector for Heusinkveld® Sim Pedals

MOUNT YOUR PEDALS

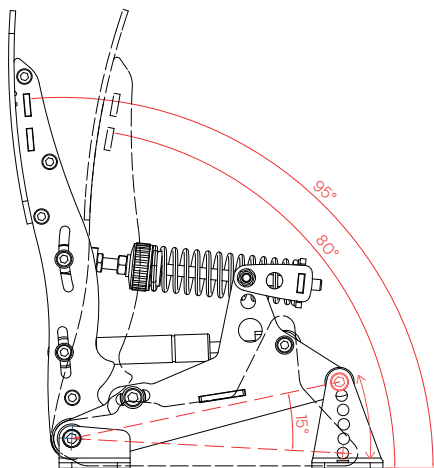
Mount the pedal onto our Heusinkveld® Ultimate+ Baseplate or a very rigid base (1).

Adjust the pedal position and pedal angle for optimal ergonomics (2).



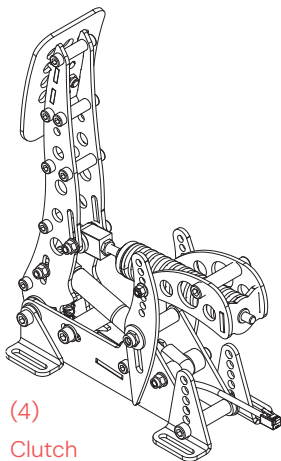
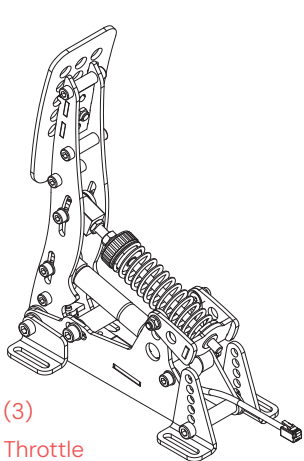
(2)

Pedal angle options



CONNECT YOUR PEDALS

Connect the Heusinkveld® pedal(s) (3+4) to the corresponding port of your Heusinkveld controller box. Calibrate the pedal(s) with Heusinkveld® SmartControl.



SIMUCUBE ACTIVEPEDAL

For use with the Simucube ActivePedal each Heusinkveld® pedal requires its own 'Simucube ActivePedal Connector for Heusinkveld® Sim Pedals'.

ACTIVEPEDAL CONNECTOR

If you want to use our Heusinkveld® pedal in combination with an ActivePedal from Simucube:

Purchase the 'Simucube ActivePedal Connector for Heusinkveld® Sim Pedals' at the Simucube shop.



'Simucube ActivePedal Connector for Heusinkveld® Sim Pedals'

Note: you can not use Heusinkveld® SmartControl or SmartControl Live with Simucube ActivePedal.

Please refer to Simucube documentation on how to calibrate Heusinkveld® pedals in combination with Simucube ActivePedal.

HEUSINKVELD®

EXTRA INFORMATION & TUTORIALS

This is the Quick Start manual for your Heusinkveld® single pedal. It contains all essential information to start using your Single Pedal. Extra information and tutorials can be found on our website:
heusinkveld.com/support/product-manuals



PIT BOX FOR YOUR QUESTIONS

If you have any questions about our products or need help with the installation, our Support Team is happy to help you at support@heusinkveld.com

JOIN OUR COMMUNITY



PLEASE RECYCLE RESPONSIBLY

The packaging of this product is made out of paper and cardboard where possible. Please make sure to follow local guidelines for responsible recycling.

This product is CE Certified:
heusinkveld.com/ce-certifications

Quick Start manual for single pedal use
version 1.1 – April 9, 2025

Heusinkveld Engineering B.V.
Cuxhavenweg 5E
9723JK Groningen, The Netherlands



CE **wecycle** Partner van

Product name: Single pedal Ultimate+
Model: HE-SPU1x
Voltage rating: 5V (USB)